

At CMA We're Here to serve YOU.

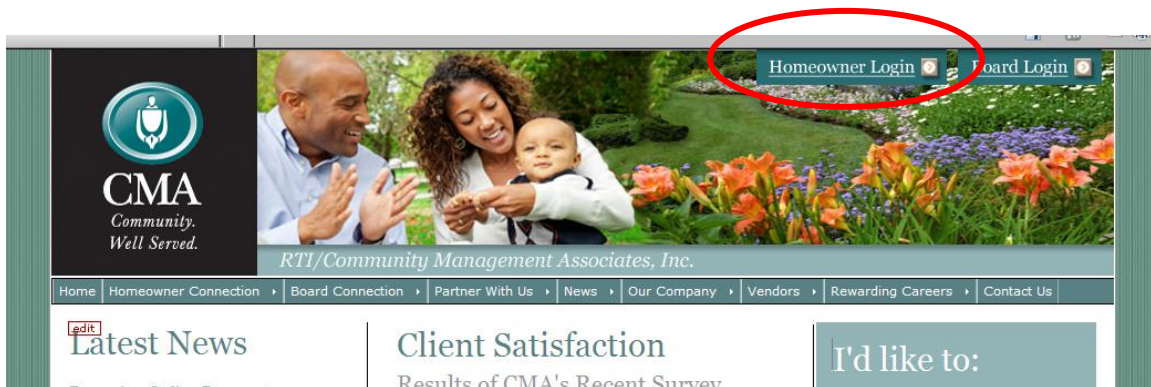
Here's how to register to use CMA's convenient online features:

Before you start:

- You must be listed as a property owner on the account in order to register.
- Your account number is required in order to register as a User. You will find your CMA account number in the top right corner of your assessment statement and coupon. If you do not have it, your association manager or CMA Customer Care specialist can provide it to you.
- If you need additional assistance, please contact CMA Customer Care at 972-943-2828.

How to Register Online:

- Go to www.cmamanagement.com
- Click on "Homeowner Login" in the top right corner



- You will see the Homeowner Connection screen.
- Click on the arrow next to "Register" in the "Homeowner Login" box.

CMA
Community.
Well Served.

Homeowner Login Board Login

RTI/Community Management Associates, Inc.

Home Homeowner Connection Board Connection Partner With Us News Our Company Vendors CMA Careers Contact Us Resale Cert.

HOA News

Social Media
What's great about living in an HOA? [Plug into the CMA blog](#) for good news about the HOA lifestyle.

Customer Care

 **Need assistance?**
Office Hours:
8:30 AM-5:00 PM, M-F
972-943-2828

After Hours EMERGENCY
972-824-5159
[Submit a Customer Service Request](#)

ACC Requests

[Making Architectural](#)

Homeowner Connection

At CMA We're Here to Serve YOU

A Message From CMA

Want to be more involved in your community? [Opt in to receive notification](#) of your association's events and board meetings once you are logged in.

Homeowner Login

[Register](#) [Forgot Password?](#)

Login

Password

Login

Need Help? Click one of the following features for assistance:

- You will need to input your **Account Number**, which appears on your statement, ***without dashes or spaces***.
- Complete all fields and click on Submit. (fields with an asterisk* are required)
- You should receive an email within in 24 hours with your temporary password. (Your User name is the email address you used when you registered).

Register

Online Registration

Accessing Your Information - Instant and Secure

User Information (Used for verification only)

Account No

First / Last Name*

Street No / Street Address*

Additional Address Line

City* / State* / Zip*

Unit No

Home Phone

Work Phone

Mobile Phone

Directory Listing - Do you want to be listed in the community online directory?

Show / Opt-in: Display Name

Show / Opt-in: Display Address

Show / Opt-in: Display Email Address

Show / Opt-in: Display Phone Numbers

Login Information

E-Mail Address*



Submit

When you receive your temporary password, you will want to log in and reset the password to one you can remember.

To set your password:

- Go to **www.cmamangement.com**.
- Log in with your user name (the email address you registered) and your temporary password.
- Select "My Profile" from the Homeowner Toolbox.

zCMA Test Homeowners Association Log Out







RTI/Community Management Associates, Inc.

Homeowner Connection | Board Connection | Event Calendar | Your Management Company

HOA News

Social Media
What's great about living in an HOA? [Plug into the CMA blog](#) for good news about the HOA lifestyle.

Homeowner Toolbox

- Homeowner Connection 
- Account Information 
-  [My Profile](#) 
- Violations 
- ACC Request 

Homeowner Connection

At CMA We're Here to Serve YOU


Opt In And Get Involved

Want to be more involved in your community? Click here and opt in to receive notification of your association's events and board meetings.

Account Summary

Current Balance: \$1,326.32 Pay Now
 Upcoming Charges: \$0.00 (Next 7 days)
 Upcoming Payments:

- On the “My Profile” screen, scroll down to the “Login Information” section.
- Type your password in the “Password” and “Confirm Password” boxes.

Work Orders 

If you do not wish to have your information displayed in the online homeowner directory, please clear the check mark next to the item under "Directory Listing" below. If you choose to allow your email address to be displayed, you are also opting in to receiving broadcast emails from your association.

Email Notification Settings

Please be sure to set your preferences in this section below.

User Information

First / Last Name*: Courtney
Boyd

Street No / Street Address*: 400 Courtney Street

Additional Address Line: _____

City* / State* / Zip*: Plano TX 75074

Unit No: _____

Home Phone: _____

Work Phone: _____

Mobile Phone: _____

Login Information

Email Address*: cboyd@cmamanagement.com

Password*: _____


Confirm Password*: _____

Directory Listing - Note: This needs to be updated for each of your property accounts listed below.

Show / Opt-in: Display Name

Show / Opt-in: Display Address

Show / Opt-in: Display Email Address



- You may also set your online directory listing preferences here.
- If you want to be notified by email of association events, set those preferences here as well.
- When you are finished, click “Submit” to save your changes.

Home Phone:

Work Phone:

Mobile Phone:

Login Information

E-Mail Address*:

Password*:

Confirm Password*:

Directory Listing - Note: This needs to be updated for each of your property accounts listed below.

Show / Opt-in: Display Name

Show / Opt-in: Display Address

Show / Opt-in: Display Email Address

Show / Opt-in: Display Phone Numbers

Email Notifications - Do you want to receive email notifications for scheduled/cancelled Calendar Events?

Notify Me by eMail: Days in advance of **Board Meeting** Events

Properties Assigned To This Profile

Click below on the Account Number of the property that you wish to make a payment for or to view information.

Default	Account #	Address	Unit
<input type="radio"/>	321085	243 Rolling Hills	